



Steering Through Your Score

Report

Road to Recognition 2024


VALERIE SANTOS

K- 12 SCHOOL COUNSELING DEPARTMENT SPECIALIST



Welcome!

ROAD TO RECOGNITION 2024



PATHe can talk to you about...

- Post-secondary school options
- Admissions requirements
- Scholarships and financial aid
- Career and major options
- SPC to USF St. Petersburg campus
- Why it's important to have a "PATHe"



Scan the QR to
fill out our
Information
Request Form to
be connected with
a PATHe Advisor!



PINELLAS ACCESS TO HIGHER EDUCATION



UNIVERSITY of
SOUTH FLORIDA
ST. PETERSBURG CAMPUS

SPC St. Petersburg
College

PATHe Contact Information



Sam Fiore
Opportunity & Access Advisor
fiore@usf.edu



Brenae Hillard
Pre-College Advisor
bhillard@usf.edu



Tia Gomez Zeller
Assistant Director
gomezzellert@usf.edu

General Email: stp-pathe@usf.edu



PINELLAS ACCESS TO HIGHER EDUCATION



UNIVERSITY of
SOUTH FLORIDA
ST. PETERSBURG CAMPUS

SPC St. Petersburg
College

Agenda

- SAT Suite of assessments
- Interpreting your score report
- What's next?
- Resources for growth and future planning



SAT Suite of Assessments

College Board



SAT Suite

What you need to know about the digital SAT Suite of Assessments




The SAT Suite of Assessments

The SAT® Suite of Assessments is an integrated system of tests that helps establish a baseline of college and career readiness, tracks student progress, and identifies areas for improvement.

- **PSAT™ 8/9**
- **PSAT™ 10**
- **PSAT/NMSQT®** (Preliminary SAT/National Merit Scholarship Qualifying Test)
- **SAT®**

Whether your child is thinking about attending a two- or four-year college, a job training program, or isn't sure what they want to do after high school, the SAT Suite can help make their career goals and postsecondary path clearer.



SAT

Opens doors to opportunity

The SAT is the final test in the SAT Suite of Assessments and is an important tool your teen can leverage to help plan for their future.

When they take the SAT, your teen can use their scores to be seen by colleges and scholarship programs, and they get customized career information to help them understand all their options after high school.

Learn more at: sat.org/whytake

Did you know?

Most colleges—including those that are test optional—still accept SAT test scores. Together with high school grades, the SAT can show your teen's potential to succeed in college or career.



SAT

Scores can strengthen college applications



In the Class of 2023, over 1.3 million U.S. students had SAT scores that affirmed or exceeded their high school GPA. That means that their SAT scores were a point of strength on their college applications.



Among those 1.3 million students, nearly 440,000 were African American and Latino, more than 350,000 were first-generation college goers, and more than 250,000 were from small towns and rural communities. These numbers represent nearly 80% of each of these populations and remain very stable over time.



Name: Camila Classmate
 Grade: 11
 Test administration: SAT School Day Spring 2024
 Tested on: Mar. 4, 2024

Your Score Report

SAT Scores

TOTAL SCORE
1120 | 480-1600
75th*

Score Range: 1080-1160
Average Score (all test-takers): 1130

SECTION SCORES

Reading and Writing
620 | 220-800
60th*

Your Score Range: 530-630
Average Score (all test-takers): 600

Math
500 | 220-800
70th*

Your Score Range: 470-530
Average Score (all test-takers): 520

* Percentiles represent the percent of 11th-grade test-takers from the past 3 years who scored the same as or below you.
Score range: This is the range of scores you could possibly get if you took the SAT multiple times on different days.

Knowledge and Skills

View your performance across the 8 content domains measured on the SAT.

Reading and Writing	Math
Information and Ideas (26% of test section, 12-14 questions) ██████████	Algebra (35% of test section, 13-15 questions) ██████████
Craft and Structure (28% of test section, 13-15 questions) ██████████	Advanced Math (35% of test section, 13-15 questions) ██████████
Expression of Ideas (20% of test section, 8-12 questions) ██████████	Problem Solving & Data Analysis (15% of test section, 5-7 questions) ██████████
Standard English Conventions (26% of test section, 11-15 questions) ██████████	Geometry & Trigonometry (15% of test section, 5-7 questions) ██████████

WHAT ARE CAMILA'S SCORES?

Camila's Reading and Writing score is 620, and her Math score is 500, for a total score of 1120. By reviewing her performance on the content domains in each subject, Camila can see where her knowledge and skills are already strong and identify areas where she can improve.

WHAT ARE CAMILA'S SCORE PERCENTILES?

Although Camila is in 11th grade, the percentiles compare her scores with those of all 12th graders around the world who took the SAT. Camila scored as well or better in Reading and Writing than 60% of a globally representative group of 12th-grade students. In Math, she scored as well or better than 70% of a globally representative group of 12th-grade students. Putting both scores together, Camila scored as well or better than 75% of students in 12th grade on the SAT as a whole.

Understanding your SAT Score Report

Career Insights Snapshot

Your skills are in demand! Consider exploring these growing careers in your state that need skills like yours. **These are examples, not recommendations,** to help jump-start your career exploration.

INTEREST AREA*	CAREER EXAMPLES	MEDIAN YEARLY INCOME IN MI	NUMBER OF JOBS JOB GROWTH IN MI**	MOST COMMON EDUCATION LEVEL
Doers	Industrial Machinery Mechanics	\$59,000	25,600 +10%	Certificate
Persuaders	Wind Energy Operations Managers	\$63,000	24,300 +10%	Associate degree
Creators	Graphic Designers	\$46,000	8,900 +9%	Bachelor's degree
Helpers	Critical Care Nurses	\$77,000	107,000 +3%	Bachelor's degree
Thinkers	Mechanical Engineers	\$92,000	33,900 +3%	Bachelor's degree
Organizers	Treasurers and Financial Controllers	\$124,000	21,100 +12%	Bachelor's degree

* For more information about career insights, including interest areas, visit satsuite.org/whatsnext.

**Number of reflects the expected number of new job openings in 2028. Percentage reflects the expected growth in new job openings between 2023 and 2028.

Date source: Lightcast.io



Don't see a career you're interested in?
 Learn more about almost 1,000 careers for free.



satsuite.org/whatsnext



WHAT CAN CAMILA LEARN FROM THIS CAREER SNAPSHOT?


Since she is based in the U.S., Camila's score report includes Career Insight examples — helpful information about growing careers in her state and that connect to her scores. Whether Camila sees a career she's curious about or not, the examples can spark her interest in learning more about what careers are out there and key information like median yearly income, expected growth rate for new job openings in her state over the next 5 years, and the most common education level for people in that career. While these might be careers worth watching in Camila's state, she can learn more about careers that reflect her interests at satsuite.org/whatsnext.

HOW CAN CAMILA LEARN MORE ABOUT HER SCORES?

If she's under age 13, Camila can talk to her school counselor to see her full score report and learn how to prepare for the SAT. If Camila is age 13 or older, she can also choose to visit sat.org/myscore to personally find out this information.

HOW CAN CAMILA MEASURE HER PROGRESS?

As a student in 11th grade, Camila may choose to take the SAT again at her school or on another weekend test date if she wants to improve her score. She can continue to take advantage of practice resources by visiting sat.org/digital-practice.



Name: Camila Classmate
Grade: 11
Test administration: SAT School Day Spring 2024
Tested on: Mar. 4, 2024

Your Score Report

SAT Scores

TOTAL SCORE
1120 | 450-1600 | 79th*

Score Range: 1080-1150
Average Score (all test-takers): 1180

SECTION SCORES

Reading and Writing
620 | 200-800 | 65th*

Your Score Range: 590-650
Average Score (all test-takers): 630

Math
500 | 200-800 | 70th*

Your Score Range: 470-530
Average Score (all test-takers): 520

* Percentiles represent the percent of 11th-grade test-takers from the past 3 years who scored the same as or below you.
Score range: This is the range of scores you could possibly get if you took the SAT multiple times on different days.

Knowledge and Skills

View your performance across the 8 content domains measured on the SAT.


Reading and Writing	Math
Information and Ideas (25% of test section, 12-14 questions)	Algebra (25% of test section, 13-15 questions)
Craft and Structure (28% of test section, 13-15 questions)	Advanced Math (25% of test section, 13-15 questions)
Expression of Ideas (25% of test section, 8-12 questions)	Problem Solving & Data Analysis (15% of test section, 5-7 questions)
Standard English Conventions (25% of test section, 11-15 questions)	Geometry & Trigonometry (15% of test section, 5-7 questions)


Career Insights Snapshot

Your skills are in demand! Consider exploring these growing careers in your state that need skills like yours. **These are examples, not recommendations,** to help jump-start your career exploration.

INTEREST AREA*	CAREER EXAMPLES	MEDIAN YEARLY INCOME IN MI	NUMBER OF JOBS IN MI**	JOB GROWTH IN MI**	MOST COMMON EDUCATION LEVEL
Doers	Industrial Machinery Mechanics	\$58,800	25,600	+10%	Cert/State
Persuaders	Wind Energy Operations Managers	\$63,800	24,300	+10%	Associate degree
Creators	Graphic Designers	\$46,800	8,900	+9%	Bachelor's degree
Helpers	Critical Care Nurses	\$77,800	107,000	+3%	Bachelor's degree
Thinkers	Mechanical Engineers	\$92,800	33,600	+9%	Bachelor's degree
Organizers	Treasurers and Financial Controllers	\$124,000	21,100	+12%	Bachelor's degree

* For more information about career insights, including interest areas, visit satsuite.org/whatsnext.
**Number of reflects the expected number of new job openings in 2028. Percentage reflects the expected growth in new job openings between 2023 and 2028. Data source: Lightcast

 **Don't see a career you're interested in?**
Learn more about almost 1,000 careers for free.


satsuite.org/whatsnext

© 2024 College Board.

Score Report



satsuite.org/whatsnext



Career Insights Snapshot

Your skills are in demand! Consider exploring these growing careers in your state that need skills like yours. **These are examples, not recommendations**, to help jump-start your career exploration. Don't see a career you're interested in? Learn more about almost 1,000 careers for free on bigfuture.org.

CAREER EXAMPLES

Industrial Machinery Mechanics	
Median Yearly Income in MI	\$59,000
Interest Area*	Doers
Number of Jobs/Job Growth in MI**	25,600 /+10%
Most Common Education Level	Certificate
See Career Details	

Wind Energy Operations Managers	
Median Yearly Income in MI	\$63,000
Interest Area*	Persuaders
Number of Jobs/Job Growth in MI**	24,300 /+10%
Most Common Education Level	Associate degree
See Career Details	

Data source: Lightcast.io

* For more information about career insights, including interest areas, visit bigfuture.org.

** Number reflects the expected number of new job openings in 2028. Percentage reflects the expected growth in new job openings between 2023 and 2028.

[Explore Careers](#)

Career Exploration

To expand on the information in their downloadable score report PDF, students can:

- View even more potential careers online at bigfuture.org.
- Explore careers tailored to their interests with [Career Quiz](#).
- Find free resources to help them take the next steps down their career path.



Additional SAT Insights

Students age 13 or older who already have a College Board student account can get additional insights into their performance on the digital SAT in the online student scores portal at studentscores.collegeboard.org. Students can watch a video breakdown of their online scores at satsuite.collegeboard.org/sat/scores.

Putting Scores in Context

SCORE COMPARISONS

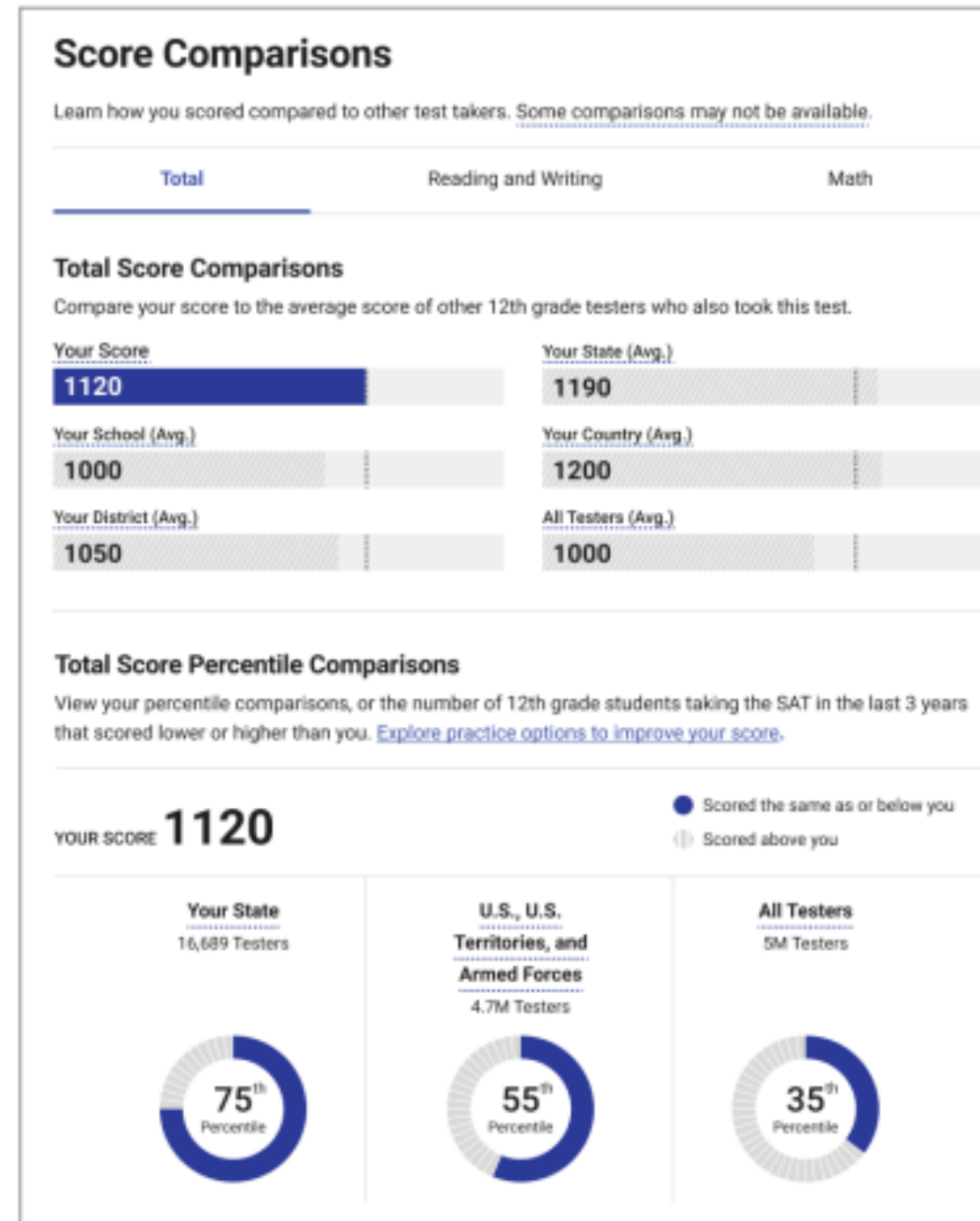
Students can see more contextual comparisons of their scores in the portal. Students can compare their total and section scores to the average scores of all testers in their:

- School (as applicable)
- District (public schools, as applicable)
- State (U.S.-based & territories)
- All Testers (domestic and international)

PERCENTILES

The additional insights provided in the online scores portal include percentiles not provided in the downloadable PDF.

- The percentile ranks include:
 - Country (all testers in the student's country)
 - State (all testers in the student's state, available for U.S. and U.S. territories only)
 - All Testers (domestic and international)
- For the percentiles above, the student's score is ranked among testers from the last 3 years, i.e., students in the graduating cohort from each year.



Online score insights





What's

PSAT^{8/9}
next?

How many opportunities do Pinellas County students have?



8 th Grade	PSAT 8/9	October
9 th Grade	PSAT NMSQT	October
10 th Grade	PSAT NMSQT	October
11 th Grade	PSAT NMSQT opt-in	October
11 th Grade	SAT	March
12 th Grade	SAT opt-in	October





PSAT 8/9

Find Out About Their AP Potential

Based on their scores, your child will get recommendations about certain AP® courses that might be a good fit for them:

- AP Art History
- AP Computer Science Principals
- AP European History
- AP Human Geography
- AP Seminar
- AP World History

Did you know?

Students who take and complete an AP course are better positioned to succeed in future high school classes and college.



PSAT/NMSQT

National Merit Scholarship Program

- Students who take the PSAT/NMSQT in 11th grade and meet other program entry requirements might qualify for the National Merit[®] Scholarship Program, an academic competition for recognition and scholarships conducted by the National Merit Scholarship Corporation (NMSC[®]).
- The PSAT/NMSQT is the only qualifying test for the National Merit Scholarship Program.



Resources



What are the National Recognition Programs?

A tangible way to recognize the academic achievements of rural area/small town, African American/Black, Hispanic/Latino, Indigenous/Native American, and (new in 2024) first-generation students.



Why Submit for the National Recognition Programs?

It Helps You Get Recruited

Many colleges intentionally recruit awardees.

Show You're a Top Student

Receiving recognition is a way for you and your community to celebrate your achievements.

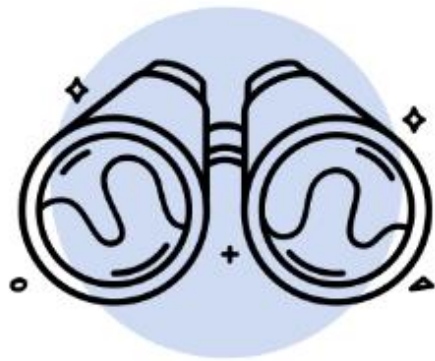
Explore Your Options

You may find out about colleges you didn't know existed or wouldn't have considered.





Prepare for college and explore careers



Career Quiz

Use your passions and interests to get matched with possible career paths.

[Take the Career Quiz](#)



College Quiz

Are you looking for a big school? Something close to home? Find what schools are right for you.

[Take the College Quiz](#)



Next Steps for Students and Parents

View a video walk-through of the score report: satsuite.collegeboard.org/sat/scores

Learn more about understanding and using scores: sat.org/scores

Connect to scholarships: collegeboard.org/sat-suite-scholarships

Practice for the SAT: sat.org/digital-practice





Questions

Thank you

For joining us today